

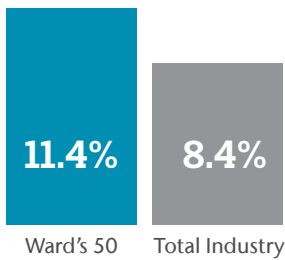


2017 Ward's 50 P&C Top Performers

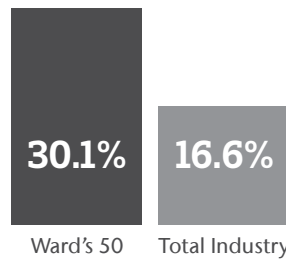
Annually, Ward Group analyzes the financial performance of nearly 3,000 property-casualty insurance companies domiciled in the United States and identifies the top performers. Each Ward's 50 company has passed all safety and consistency screens and achieved superior performance over the five years analyzed.

Ward's 50 benchmarks outperform the industry (2012-2016)

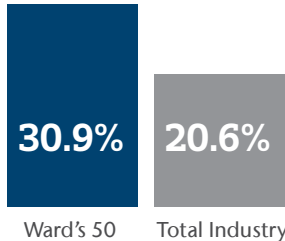
More favorable statutory return on average equity



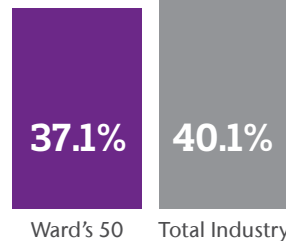
Greater growth in net premiums written



Greater growth in policyholder surplus



Lower expenses relative to net premiums written



Ward's 50
five-year
combined
ratio
6.4
points
lower
than the
industry

2017 Ward's 50 P&C Companies

Listed alphabetically.

- ACUITY
- Alaska National Insurance Company
- Allegheny Group
- Allstate Insurance Company
- AMERISAFE
- The Andover Companies
- Assurant, Inc.
- Auto-Owners Insurance Group
- Central Insurance Companies
- Chubb Group
- Church Mutual Insurance Company
- Cincinnati Insurance Group
- Farm Bureau of Michigan Group
- Farm Bureau Property & Casualty Insurance Co.
- Federated Mutual Group
- First Insurance Company of Hawaii, LTD
- FM Global
- Frankenmuth Insurance
- Franklin Mutual Insurance Group
- GEICO*
- Goodville Mutual Casualty Company
- Great American Insurance Group
- Grinnell Mutual Group
- HCC Insurance Holdings Group
- ICW Group
- Island Insurance Companies
- Jewelers Mutual Insurance Company
- Louisiana Workers' Compensation Corp.
- Markel Corporation Group
- Missouri Farm Bureau Insurance
- Munich Reinsurance America, Inc.
- Nodak Insurance Company
- North Star Mutual Insurance Company
- Pharmacists Mutual Insurance Company
- Philadelphia Insurance Companies
- Pioneer State Mutual Insurance Company
- ProAssurance
- Progressive Insurance Group
- RLI Insurance Company*
- Rural Mutual Insurance Company
- SECURA Insurance Companies
- Selective Insurance Company of America
- Tennessee Farmers Mutual Insurance Company
- Texas Mutual Insurance Company
- Travelers Insurance Group
- Vermont Mutual Insurance Company
- W.R. Berkley Corporation
- West Bend Mutual Insurance Company
- Western Mutual Insurance Group
- Western National Insurance Group

“Low investment returns, rising loss costs, and competitive market conditions continue to impact financial returns for the industry. In selecting the Ward's 50, we identified companies that pass financial stability requirements and measure their ability to grow while maintaining strong capital positions and underwriting results” – Jeff Rieder, Partner, Head of Ward Group

Nearly
3,000

property-casualty insurance companies are analyzed based on objective data and subjective quality measures

27th
year



for conducting the analysis

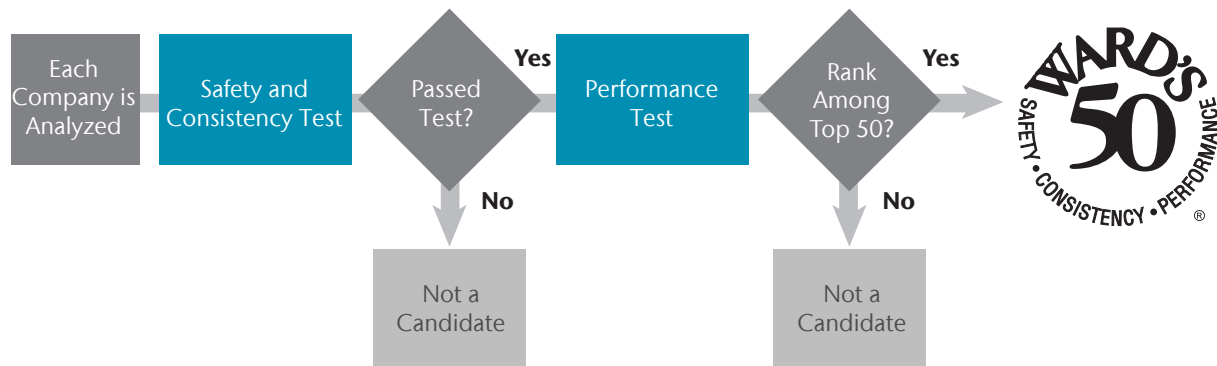
For more information about the Ward's 50 analysis and to order a customized Ward's 50 comparison report, go to wardinc.com.

*27-year recipient, 1991-2017

2017 **Ward's 50** P&C Top Performers

Methodology

Insurance companies are evaluated and must pass minimum thresholds to be considered for the Ward's 50 designation.



Safety and Consistency Tests

Each company must pass primary safety and consistency tests, including:

- Surplus and premiums of at least \$50 million for each of the five years analyzed
- Net income in at least four of the last five years
- Compound annual growth in premiums between -10 percent and +40 percent

Performance Measurements

Companies that pass the safety and consistency tests are measured and scored on the following elements:

- Five Year Average Return on Average Equity
- Five Year Average Return on Average Assets
- Five Year Average Return on Total Revenue
- Five Year Growth in Revenue
- Five Year Growth in Surplus
- Five Year Average Combined Ratio